

	Citeste instrucțiunile.
	AVERTIZARE: Distanța minimă de la obiectele iluminate trebuie să fie de 0,5 metri.
	Clasa de siguranță II. Această lampă este izolată dublu și nu poate fi conectată la un conductor de protecție.

2. Instrucțiuni generale de securitate
 Citiți cu atenție acest manual de instrucțiuni înainte de a utiliza dispozitivul și păstrați-l pentru o consultare ulterioară; dacă este necesar transmiteți manualul de instrucțiuni terților, odată cu produsul.
AVERTIZARE: Când se utilizează dispozitive electrice trebuie respectate întotdeauna precauțiile elementare de siguranță pentru a reduce riscul de incendiu, electrocutare și vătămare a persoanelor.

1) Informații generale
 Nu lăsați aparatul la îndemâna copiilor sau persoanelor autorizate.
 Verificați dacă specificațiile electrice ale acestui corp de iluminat sunt compatibile cu instalația dvs. Înainte de a perfora orificii de fixare, aveți grijă să ocoliți cablurile sau conductele existente care ar putea fi ascunse.
 După ce opriți 5-10 minute, schimbați becul atunci când becurile au fost răcite.
 Avertizare: acest produs trebuie instalat doar într-un loc unde nu se poate ajunge la el.

2) Securitatea electrică
 Corpul de iluminat trebuie instalat numai de un electrician autorizat cu respectarea normativelor naționale de cablare.
AVERTIZARE: În cazul în care cablul sau cordonul flexibil exterior al acestui corp de iluminat se deteriorează, acesta trebuie înlocuit exclusiv de producător, agentul său de service sau o persoană cu o calificare similară, pentru evitarea oricăror pericole.

3. Reguli de siguranță specifice
 Instalarea programului se efectuează de către un electrician sau specialist în domeniul electric, astfel încât de bază fixă cu izolație în cabluri trebuie să fie pregătite cu izolație suplimentară înainte de Corpul de iluminat poate fi conectat.

4. Protecția mediului
ATENȚIE! Produsele electrice nu trebuie eliminate împreună cu deșeurile menajere. Acestea trebuie predate la un punct de colectare specializat, pentru a fi eliminate în conformitate cu reglementările locale și cu respectarea mediului ambiant. Contactați autoritățile locale sau distribuitorul pentru recomandări cu privire la reciclare. Materialul de ambalare este reciclabil. Eliminați ambalajul într-un mod care respectă mediul și puneți-l la dispoziția serviciului de colectare a materialelor reciclabile.

5. Caietul de sarcini Appliance

CARACTERISTICI TEHNICE	
Tensiune nominală	230V
Frecvență nominală	50Hz
Putere nominală	E27 Max.40W
Evaluarea pe bec	E27 Max.40W
Temperatura ambiantă	25°C
Clasa de protecție	class II
Numărul de IP	IP 20

6. Întreținere / Curățare
 Deconectați de la rețea înainte de întreținere sau curățare.
 Reparațiile trebuie efectuate numai de persoane calificate care utilizează piese de schimb originale.
 Reparația necorespunzătoare poate prezenta un pericol semnificativ.
 Utilizați întotdeauna becuri în conformitate cu specificațiile din acest manual.
AVERTIZARE: Utilizarea oricărui accesoriu care nu este specificat în acest manual poate prezenta un risc de vătămare a persoanelor.

7. Altele (Service, Reparație, Garanție, etc.)
 Solicitați repararea produsului unei persoane calificate.
 Acest produs electric este în conformitate cu cerințele de siguranță relevante.
 Reparațiile trebuie efectuate numai de persoane calificate care utilizează piese de schimb originale, altfel poate rezulta un pericol considerabil pentru utilizator.
 Luați legătura cu magazinul de la care ați cumpărat produsul pentru servicii postvânzare, dacă există.

	Read the instructions carefully.
	Warning: minimum distance from lighted objects (0.5 meters).
	Safety Class II. This lamp is doubly insulated and may not be wire to a protective conductor

2. General Safety Instructions
 Read this instruction manual thoroughly before using the appliance and save it for future reference and if necessary pass the instruction manual on to a third party.
WARNING: When using electrical appliance, basic safety precautions should always be followed to reduce the risk of fire, electrical shock and personal injury.

1) General
 Keep device out of reach of children and unauthorised persons.
 Check if the electrical specifications of this luminaire are compatible with your installation.
WARNING: The power supply must be deactivated prior to assembly, maintenance, exchanging the bulb or cleaning processes. Remove the fuse or switch the fuse to OFF and secure from reactivation.
 Care must be taken before drilling fixing holes to avoid any existing wiring or pipework that may be concealed.

After switch off 5-10 minutes, exchange the bulb when the bulbs have been cooled down.
 Warning: only to be installed outside arms reach.

2) Electrical safety
 Luminaire should be installed by authorized electrician only according to national wiring rules.

3. Specific Safety Rules
 The installation shall be carried out by an electrician or electricly skilled person such that the basic insulated fixed wiring have to be prepared with supplementary insulation before the luminaire can be connected.

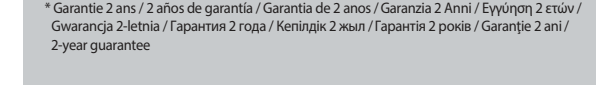
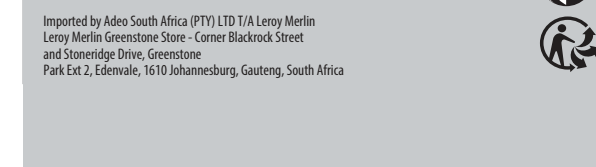

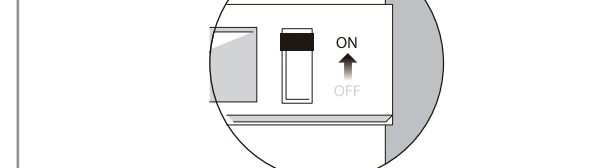






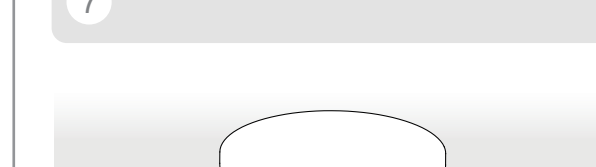
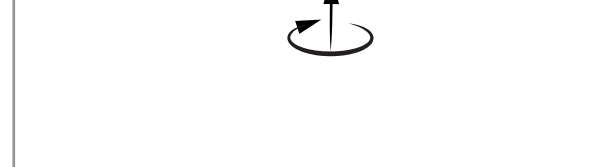
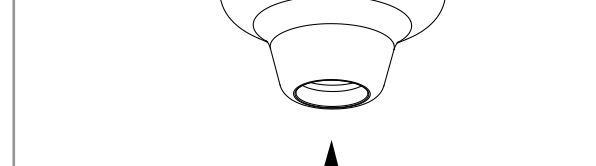
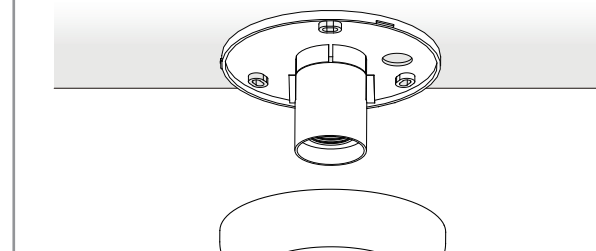
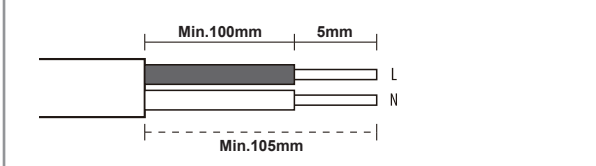
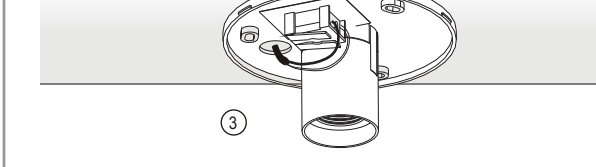
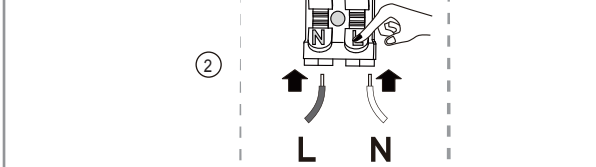
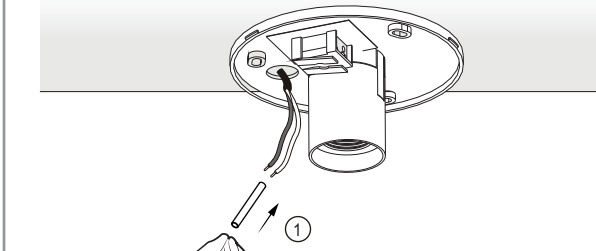

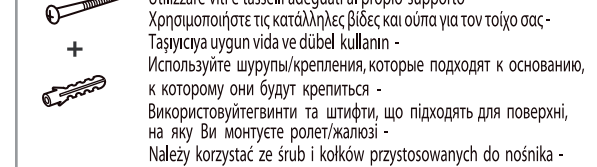
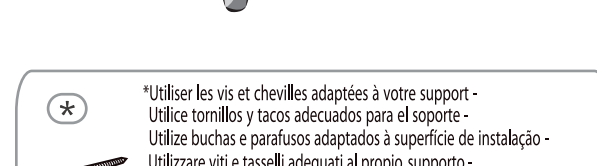
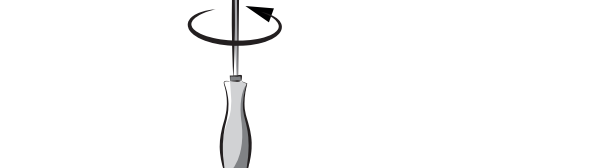
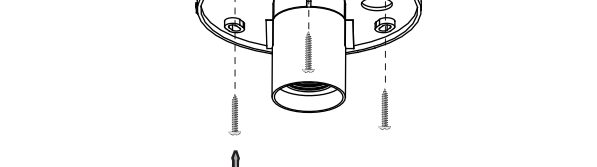
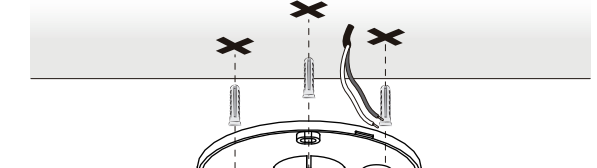
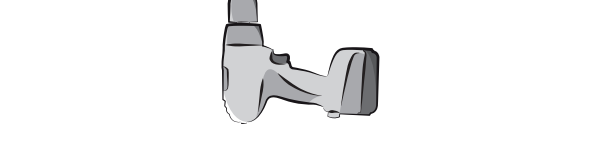
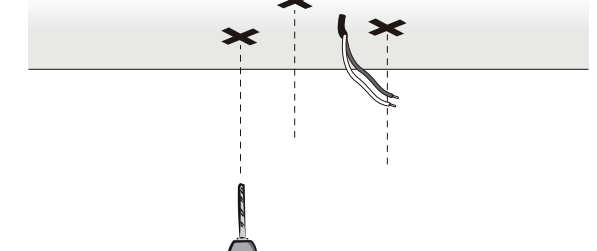
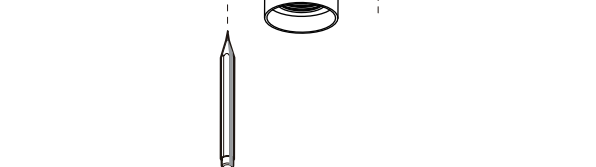
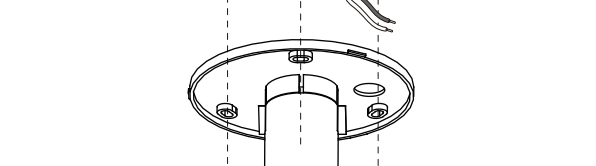
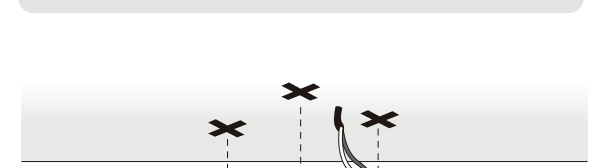
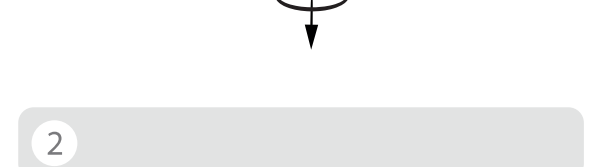

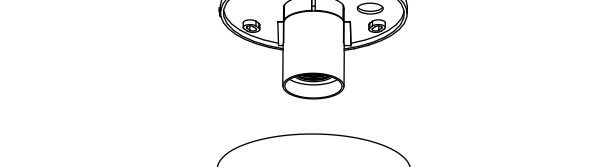
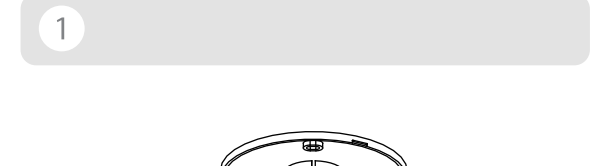
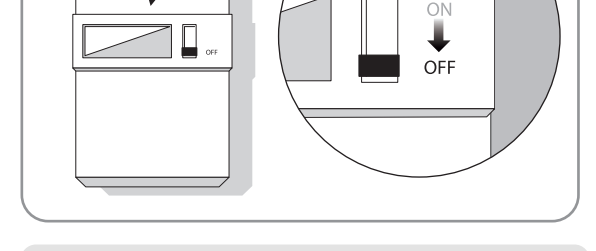
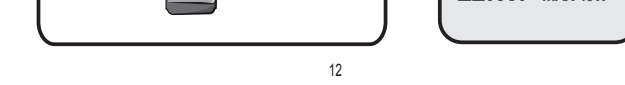
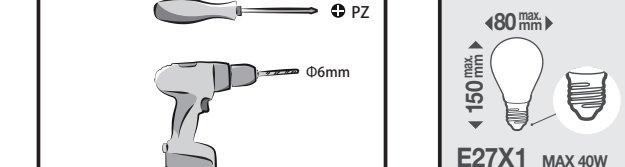


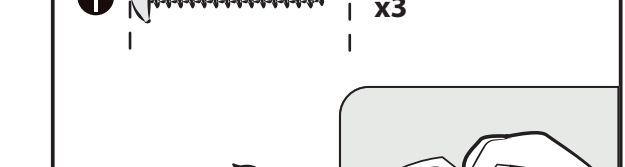
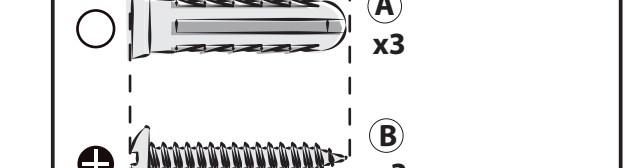
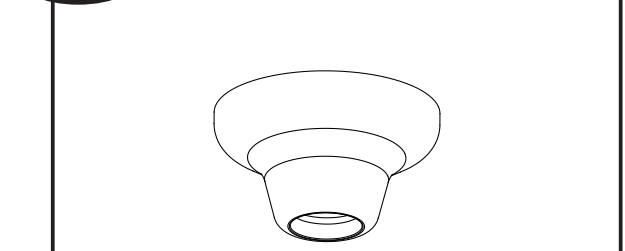
4. Environmental protection
CAUTION! Electrical products must not be thrown out with domestic waste. They must be taken to a communal collecting point for environmentally friendly disposal in accordance with local regulations. Contact your local authorities or stockist for advice on recycling. The packaging material is recyclable. Dispose of the packaging in an environmentally friendly manner and make it available for the recyclable material collection-service.

5. Appliance specifications


TECHNICAL CHARACTERISTICS	
Rated voltage	230V
Rated frequency	50Hz
Rated wattage	E27 Max.40W
Bulb rating	E27 Max.40W
Ambient Temperature	25°C
Protection	class II
IP number	IP 20

6. Maintenance / Cleaning
 Disconnect from mains before maintenance or cleaning.
 Repairs should only be carried out by qualified persons and using genuine spare parts. Inappropriate repairing could cause significant danger.
 Always use bulbs according to specifications listed in this manual.
WARNING: The use of any accessory not specified in this manual may present a risk of personal injury.

7. Others (Service, Repairing, Guarantee, etc.)
 Have your product repaired by a qualified person.
 This electric product is in accordance with the relevant safety requirements.
 Repairs should only be carried out by qualified persons using original spare parts, otherwise This may result in considerable danger to the user.
 Please contact the store which you bought the product for after sale services if any.



*Utiliser les vis et chevilles adaptées à votre support - Utilice tornillos y tacos adecuados para el soporte - Utilizzare viti e tasselli adeguati al proprio supporto - Χρησιμοποιήστε τις κατάλληλες βίδες και ούζα για τον τοίχο σας - Χρησιμοποιήστε τις κατάλληλες βίδες και ούζα για τον τοίχο σας - Тазується шурупів та дюбелів, які підходять до основи, к котрому они будуть кріпиться - Використовуйте втифти та штифти, що підходять для поверхні, на яку ви монтуєте роле/жалюзі - Należy korzystać ze śrub i kołków przystosowanych do nośnika - Utilizati șuruburile și diblurile adecvate suportului dvs - Use screws and dowels suited to your backing.



ADEO Services - 135 Rue Sadi Carnot - CS 00001
 59790 RONCHIN - France
 ТОВ «Лерей Мерлен Україна»,
 вул. П'юмрн 17а, м. Київ 04201, Україна
 Imported by Adeo South Africa (PTY) LTD /T/A Leroy Merlin
 Leroy Merlin Greenstone Store - Corner Blackrock Street
 and Stoneridge Drive, Greenstone
 Park Ext 2, Edenvale, 1610 Johannesburg, Gauteng, South Africa

* Garantie 2 ans / 2 años de garantía / Garanția de 2 años / Garanzia 2 Anni / Εγγύηση 2 ετών /
 Gwarantacja 2-letnia / Garanția 2 года / Кепіллик 2 жыл / Garanția 2 років / Garanția 2 ani /
 2-year guarantee